



光继电器

Photo Relay

QX212

QX222

宁波群芯微电子股份有限公司

NINGBO QUNXIN MICROELECTRONICS CO., LTD.

中国 浙江省宁波杭州湾新区玉海东路 68 号

68 Yuhaidong Road, Hangzhou Bay New District, Ningbo, Zhejiang, China

概述 Description

QX212/QX222光电继电器由光MOSFET、光电电压发生器和红外LED组成。QX212/QX222实现了低导通电阻，具有良好的性价比。QX212采用4引脚封装（DIP、SMD、DIP-M、SLM），QX222采用8引脚封装（DIP、SMD）。The QX212/QX222 series Photo Relay consist of photo MOSFET、Photoelectric voltage generator and infrared LED. The QX212/QX222 series achieves low on-resistance and has a good cost-performance. QX212 is packaged in a 4-pin package (DIP/SMD/DIP-M/SLM), QX222 is packaged in a 8-pin package (DIP/SMD).

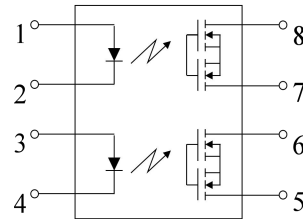
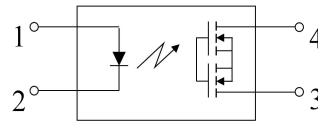

特性 Features

- QX212: 4 引脚封装, 单通道, 常开
QX212: 4 pin, single channel (1 form A)
- QX222: 8 引脚封装, 双通道, 常开
QX222: 8 pin, dual channel (2 form A)
- 负载电压: 60V
Load voltage: 60V
- 负载电流: 500mA
Load current: 500mA
- 高灵敏度, 低导通电阻
High sensitivity and Low on-resistance
- 控制低电平模拟信号
Controls low-level analog signal
- 低电平关断漏电流
Low-level off state leakage current
- 输入-输出隔离电压 ($V_{ISO}=5000V_{rms}$)
High isolation voltage between input and output ($V_{ISO}=5000V_{rms}$)
- 无铅, 符合 RoHS 标准
Lead free, meet RoHS standards

应用 Applications

- 通讯产品 (个人电脑,笔记本电脑)
Communications products (Personal computers, Laptops)
- 调制解调器/传感器备
Modem/Sensor
- 移动电话/安全设备
Mobile phones/Security equipment
- 自动化设备
Plant automation equipment
- 测量仪器
Measuring instruments
- 高速检测机
High-speed inspection machines

封装和原理图 Package and Schematic Diagram



Pin Configuration

- 1. AN
- 2. CA
- 3. D1
- 4. D2

Pin Configuration

- 1.3. AN
- 2.4. CA
- 5. D1
- 6. D2
- 7. D3
- 8. D4

产品型号命名规则 Order Code

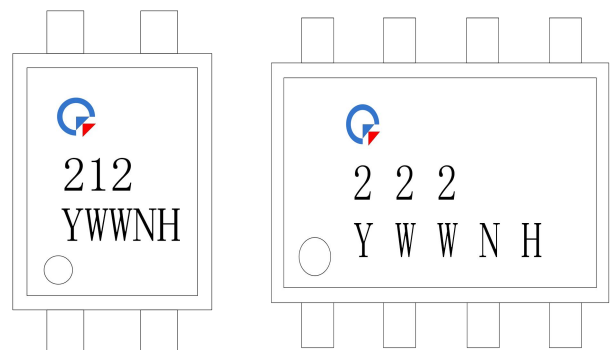
QX 2A2 - UN Y - W (V) (ZZ)

- ①
- ②
- ③
- ④
- ⑤
- ⑥
- ⑦

- ① 公司代码 Company Code (QX: 群芯 Qunxin)
- ② 产品系列 Product Series (212: 212; 222: 222)
- ③ 框架类型 Lead Frame (Cu: 铜框架 Copper)
- ④ 树脂类型 Epoxy Type (H: 无卤 Halogen-free, L: 有卤/无铅 Halogen/Lead-free)
- ⑤ 封装形式 Package (D: DIP; S: SMD; M: DIP-M; L: SLM)
- ⑥ 器件工作温度范围 Device Operating Temperature Range (特殊范围需填写或者空白 Special Range need to be filled in or left blank)
- ⑦ 内部补充代码 Internal Supplementary Code (数字或者空白 Number or None)

印字信息 Marking Information

- 印字中“G”为群芯品牌 LOGO
“G”denotes LOGO
- 印字中“Y”代表年份: A(2018), B(2019), C(2020).....
“Y”denotes YEAR: A(2018), B(2019), C(2020).....
- 印字中“WW”代表周号
“WW”denotes Week’s number
- 印字中“N”代表星期几
“N”denotes the day of the week
- 印字中的“H”代表无卤, 而当产品有卤/无铅时, 此处空白
“H”denotes Halogen-free, when the product has halogen/lead-free, leave this blank.



绝缘和安规信息 Insulation and Safety related specifications

项目 Item	符号 Symbol	数值 Value	单位 Unit	备注 Note
爬电距离 Creepage Distance	L	7.0	mm	从输入端到输出端，沿本体最短距离路径 Measured from input terminals to output terminals, shortest distance path along body.
电气间隙 Clearance Distance	L	7.0	mm	从输入端到输出端，通过空气的最短距离 Measured from input terminals to output terminals, shortest distance through air.
绝缘距离 Insulation Thickness	DTI	0.4	mm	发射器和探测器之间的绝缘厚度 Insulation thickness between emitter and detector.
峰值隔离电压 Peak Isolation Voltage	V_{IOR}	1500	V_{peak}	DIN/EN/IEC EN60747-5-5.
瞬态隔离电压 Transient Isolation Voltage	V_{IOTM}	7000	V_{peak}	DIN/EN/IEC EN60747-5-5.
隔离电压 Isolation Voltage	V_{ISO}	5000	V_{rms}	For 1 minute.

极限参数 Absolute Maximum Ratings ($T_A=25^\circ\text{C}$)

参数 Parameter		符号 Symbol	额定值 Rating	单位 Unit
发射端 Input	LED 正向电流 LED Forward Current	I_F	50	mA
	LED 反向电压 LED Reverse Voltage	V_R	6	V
	峰值正向电流 Peak Forward Current	I_{FP}	1	A
	输入功率 Power Dissipation	P_{in}	75	mW
接收端 Output	负载电压(AC 峰值) Load Voltage (Peak AC)	V_L	60	V
	持续负载电流 Continuous Load Current	I_L	0.5	A
	峰值负载电流 Peak Load Current	I_{peak}	1.5	A
	输出功率 Power Dissipation	P_{out}	QX212 500	mW
	QX222 800			
总功耗 Total Power Dissipation	P_{tot}	QX212 550	mW	
		QX222 850		
输入输出瞬态耐受电压 Isolation Voltage	V_{ISO}	5000	V_{rms}	
工作温度 Operating Temperature	T_{opr}	-40~+85	$^\circ\text{C}$	
存储温度 Storage Temperature	T_{stg}	-40~+100	$^\circ\text{C}$	
焊接温度 Soldering Temperature	T_{sol}	260	$^\circ\text{C}$	

产品特性参数 Electro-optical Characteristics ($T_A=25^{\circ}\text{C}$)

参数 Parameter		符号 Symbol	条件 Condition	最小 Min.	典型 Typ.	最大 Max.	单位 Unit
发射端 Input	LED 开启电流 LED Operate Current	I_{Fon}	$I_L = 0.5A$	-	0.7	3	mA
	LED 关断电流 LED Turn Off Current	I_{Foff}	$I_L = 0.5A$	0.05	0.5	-	mA
	LED 正向压降 LED Dropout Voltage	V_F	$I_F=5mA$	-	1.3	1.4	V
接收端 Output	导通电阻 On Resistance	R_{on}	$I_F = 5mA$ $I_L = 0.5A$ Within 1s on time	-	0.8	1.5	Ω
	关断漏电 Off State Leakage Current	I_{Leak}	$I_F = 0mA$ $V_L = 60V$	-	-	1000	nA
传输特性 Transfer Characteristics	开启时间 Turn On Time	T_{on}	$I_F = 5mA$ $I_L = 0.5A$	0.2	0.4	2	ms
	关断时间 Turn Off Time	T_{off}	$I_F = 5mA$ $I_L = 0.5A$	0.05	0.25	1	ms
	I/O 电容 I/O Capacitance	C_{ISO}	$f = 1\text{ MHz}$ $V_B = 0V$	-	0.8	1.5	pF
	初始 I/O 隔离电阻 Initial I/O Isolation Resistance	R_{ISO}	500 V DC	50	-	-	G Ω

典型光电特性曲线 Typical Electro-Optical Characteristics Curves

Fig.1 LED Dropout Voltage vs. Ambient Temperature

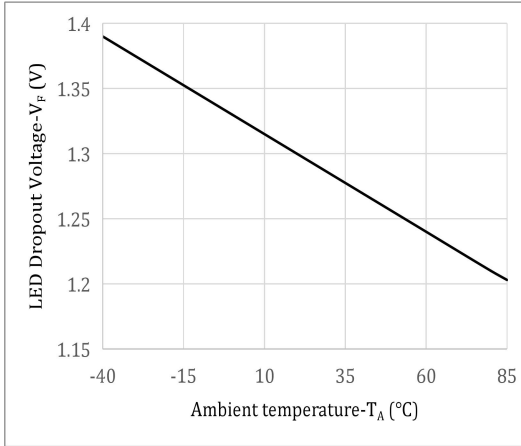


Fig.2 Output Current vs. Output Voltage

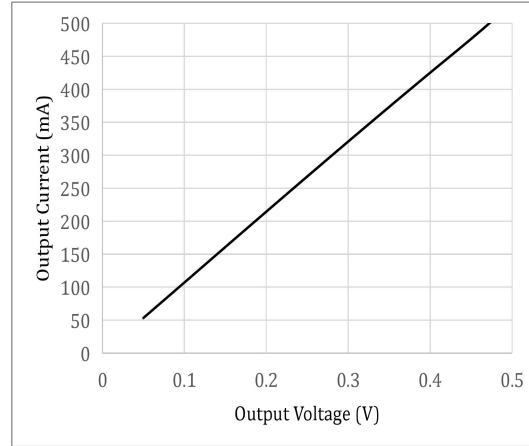


Fig.3 On Resistance vs. Ambient Temperature

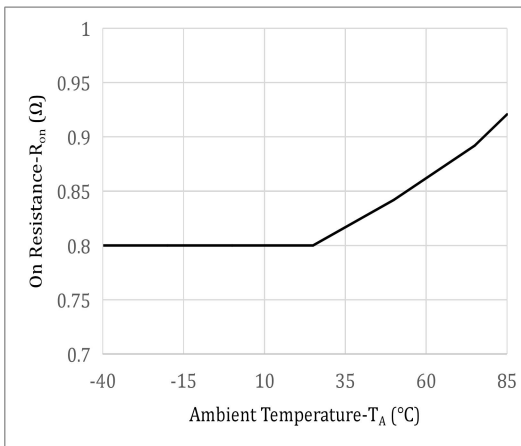


Fig.4 Load Current vs. Ambient Temperature

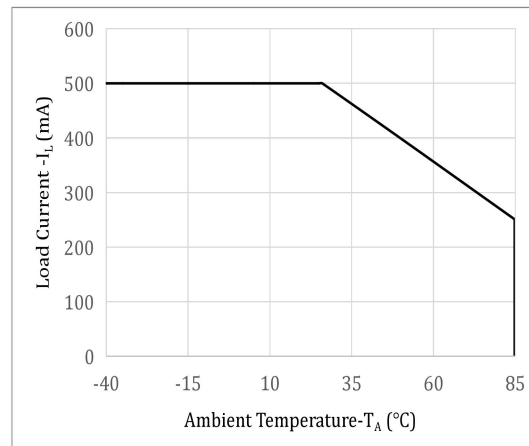


Fig.5 LED Turn On Current vs. Ambient Temperature

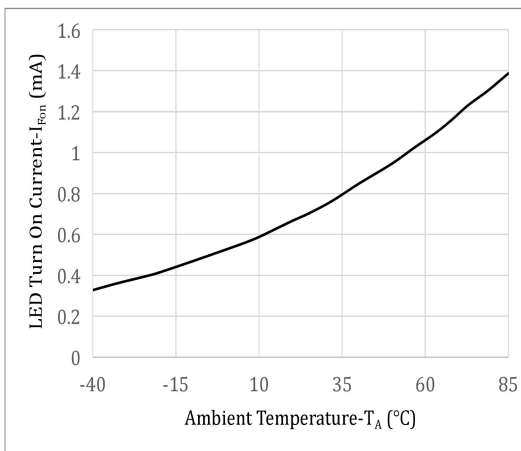


Fig.6 LED Turn Off Current vs. Ambient Temperature

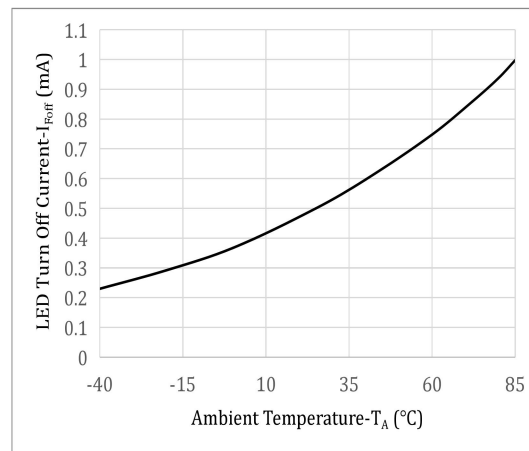


Fig.7 Turn On Time vs. Ambient Temperature

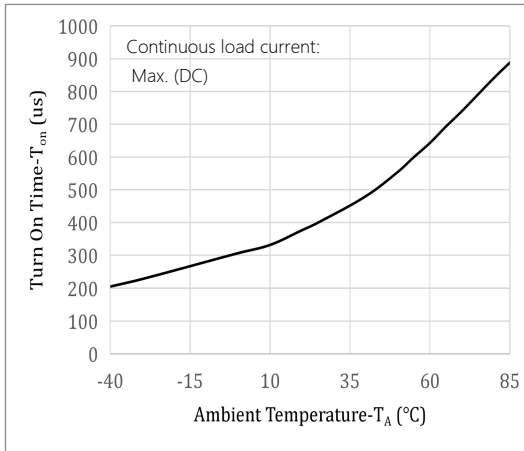


Fig.8 Turn Off Time vs. Ambient Temperature

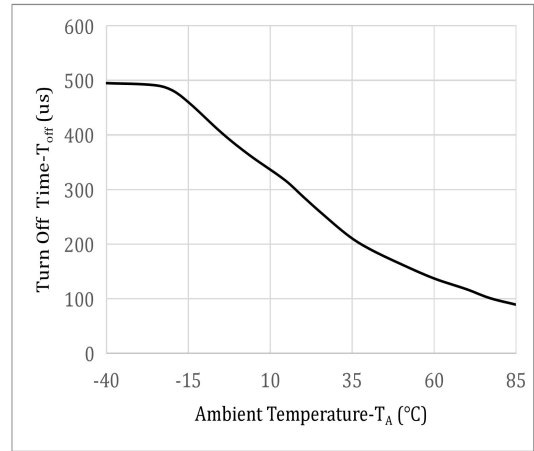


Fig.9 Turn On Time vs. LED Forward Current

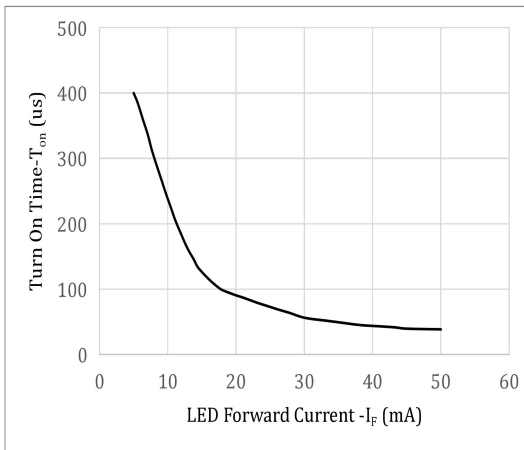


Fig.10 Turn Off Time vs. LED Forward Current

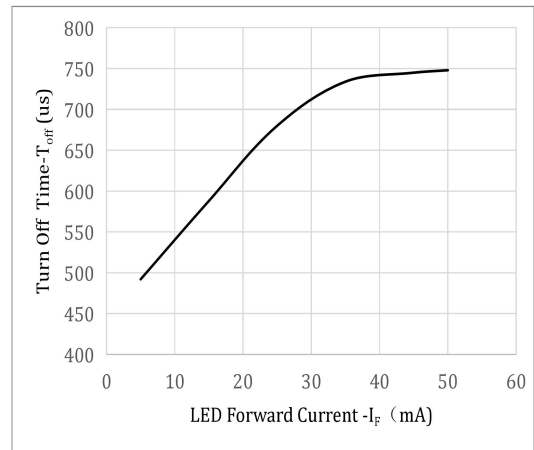
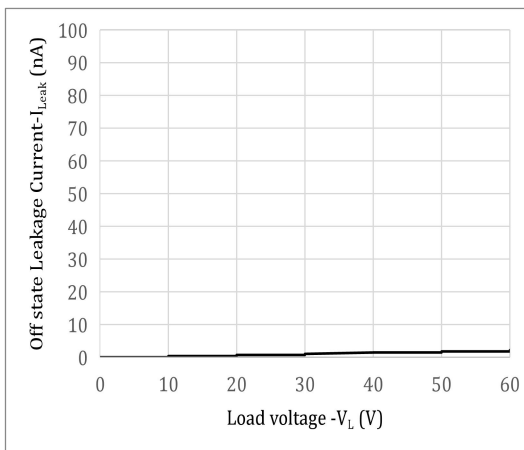
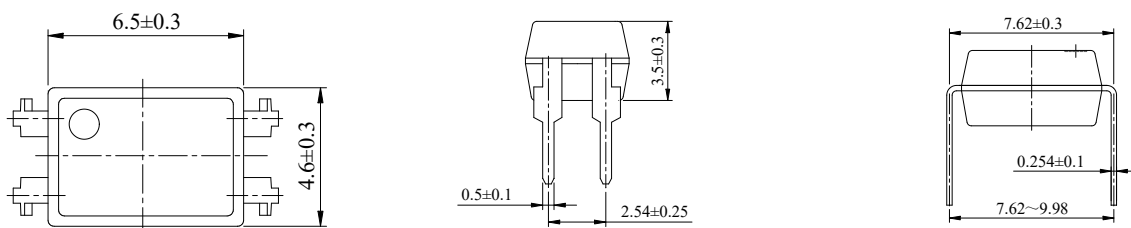


Fig.11 Off State Leakage Current vs. Load Voltage



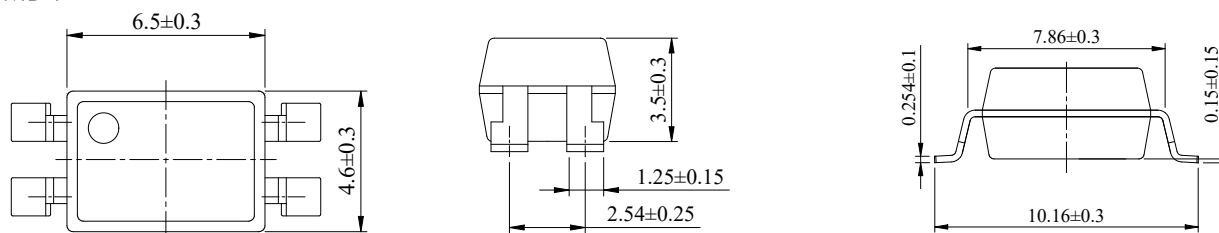
外形尺寸 Outline Dimensions

DIP4



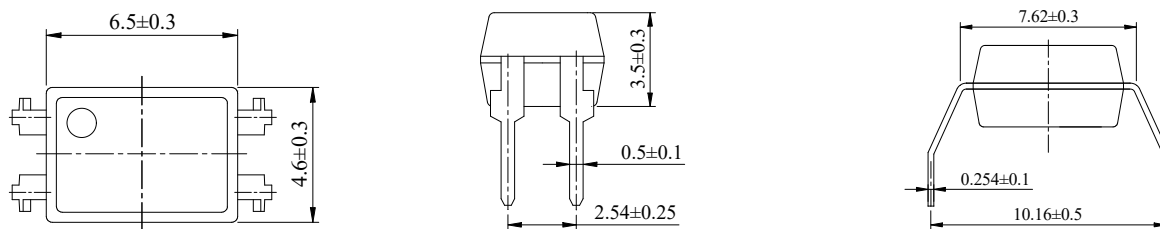
单位 Unit: mm

SMD4



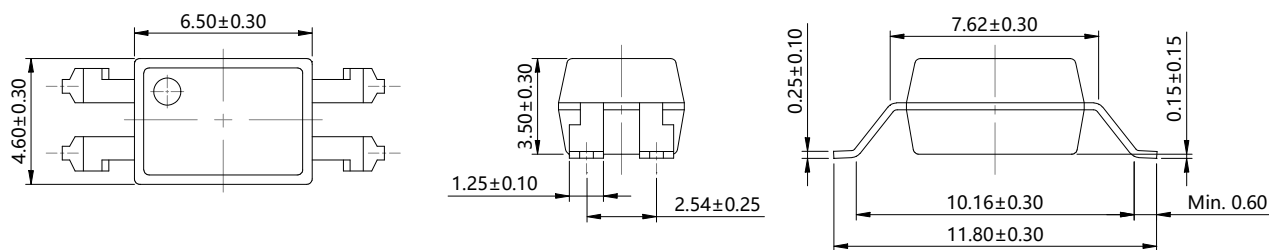
单位 Unit: mm

DIP4-M



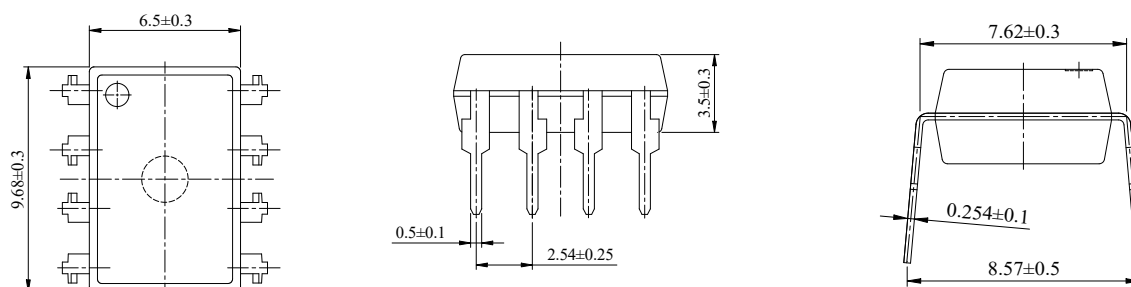
单位 Unit: mm

SLM4



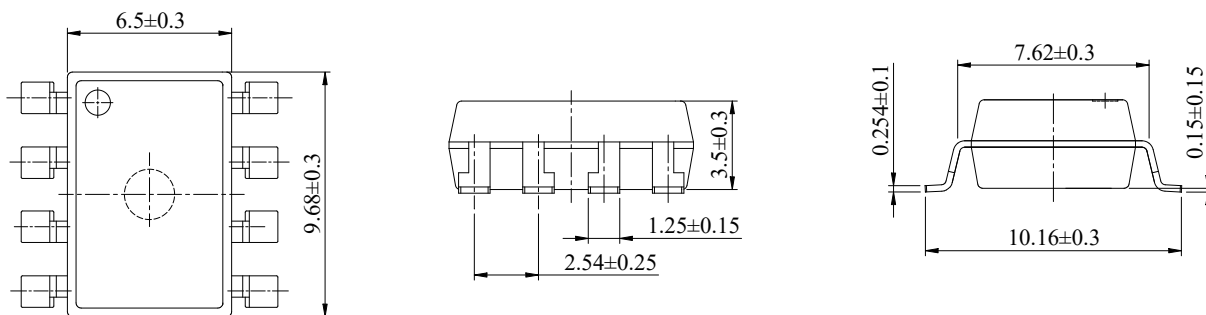
单位 Unit: mm

DIP8



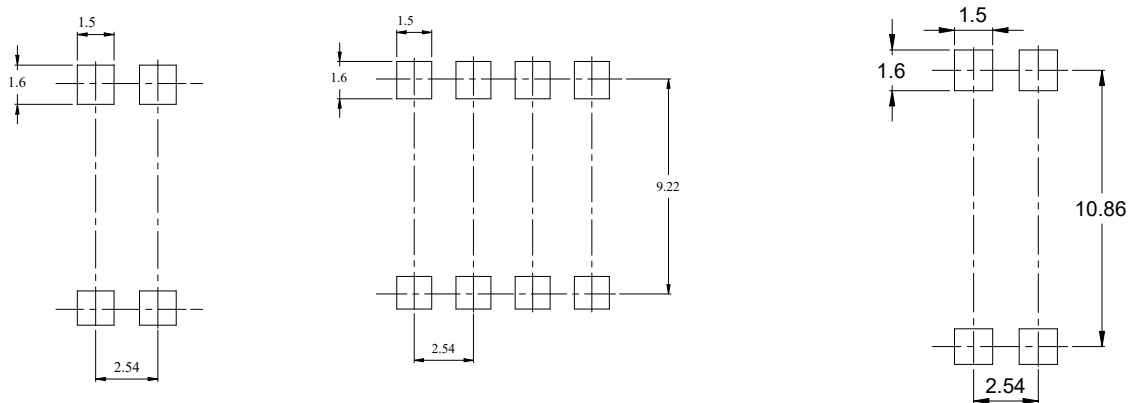
单位 Unit: mm

SMD8



单位 Unit: mm

建议焊盘布局 Recommended Pad Layout

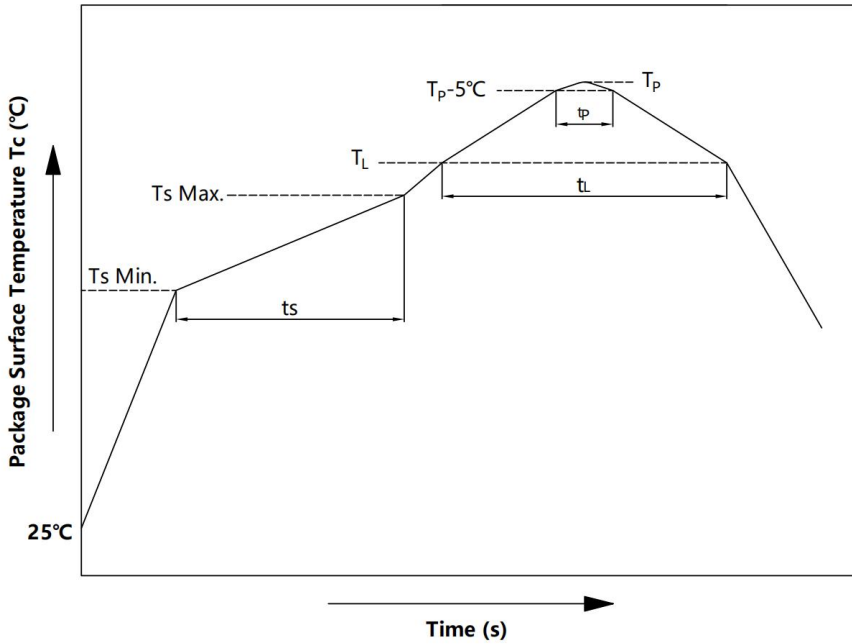


单位 Unit: mm

注：上图为产品正视图。

Note: The picture above is the front view of the product.

回流焊温度曲线图 Solder Reflow Profile

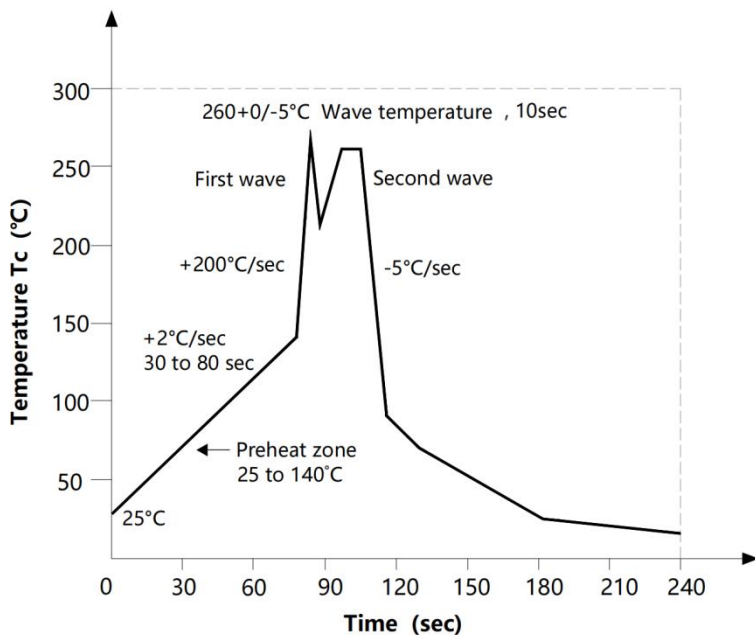


项目 Item	符号 Symbol	最小值 Min.	最大值 Max.	单位 Unit
预热温度 Preheat Temperature	T_s	150	200	$^\circ\text{C}$
预热时间 Preheat Time	t_s	60	120	s
升温速率 Ramp-Up Rate (T_L to T_P)	-	-	3	$^\circ\text{C}/\text{s}$
液相线温度 Liquidus Temperature	T_L	217		$^\circ\text{C}$
时间高于 T_L Time Above T_L	t_L	60	150	s
峰值温度 Peak Temperature	T_P	-	260	$^\circ\text{C}$
T_C 在 (T_P-5) 和 T_P 之间的时间 Time During Which T_C Is Between (T_P-5) and T_P	t_p	-	30	s
降温速率 Ramp-down Rate (T_P to T_L)	-	-	6	$^\circ\text{C}/\text{s}$

注：建议在所示的温度和时间条件下进行回流焊，最多不能超过三次。

Note: Reflow soldering is recommended at the temperatures and times shown, no more than three times.

波峰焊温度曲线图 Wave Soldering Profile



手工烙铁焊接 Soldering with hand soldering iron

- A. 手工烙铁焊仅用于产品返修或样品测试;
Hand soldering iron is only used for product rework or sample testing;
- B. 手工烙铁焊要求: 温度 360°C ± 5°C, 时间 ≤ 3s。
Manual soldering method Temperature: 360°C ± 5°C, within 3s.

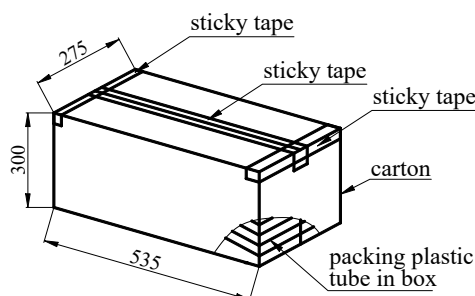
包装 Packing

■ 汇总表 Summary table

封装形式	包装方式	盘数量	盒数量	箱数量	静电袋规格	盒规格	箱(双瓦楞)规格	备注
DIP4	管装 (500*12*11mm)	100 只/管	50 管/盒	10 盒/箱	不适用	52.5*12.8*5.6cm	53.5*27.5*30cm	每管使用蓝白胶塞, 方向须一致
DIP4-M	管装 (500*13*11mm)	100 只/管	50 管/盒	10 盒/箱	不适用	52.5*13.6*5.8cm	53.5*29.5*31cm	
DIP8	管装 (500*12*11mm)	45 只/管	50 管/盒	10 盒/箱	不适用	52.5*12.8*5.6cm	53.5*27.5*30cm	
SMD4	卷盘 (φ330mm 蓝盘)	2000 只/盘	2 盘/盒	10 盒/箱	380*380mm	34*6*34cm	62*36*36.5cm	首尾端空至少 200mm
SLM4	卷盘 (φ330mm 蓝盘)	1000 只/盘	2 盘/盒	10 盒/箱	380*380mm	34*6*34cm	62*36*36.5cm	
SMD8	卷盘 (φ330mm 蓝盘)	1000 只/盘	2 盘/盒	10 盒/箱	380*380mm	34*6*34cm	62*36*36.5cm	
Package Type	Packing Form	Quantity per Reel	Quantity per Box	Quantity per Carton	Antistatic Bag Specification	Box Specification	Carton Specification	Note
DIP4	Tube (500*12*11mm)	100pcs /tube	50 tubes/box	10 boxes /ctn	NA	52.5*12.8*5.6cm	53.5*27.5*30cm	Use blue and white rubber stoppers for each tube, with the same direction
DIP4-M	Tube (500*13*11mm)	100pcs /tube	50 tubes/box	10 boxes /ctn	NA	52.5*13.6*5.8cm	53.5*29.5*31cm	
DIP8	Tube (500*12*11mm)	45pcs /tube	50 tubes/box	10 boxes /ctn	NA	52.5*12.8*5.6cm	53.5*27.5*30cm	
SMD4	Reel (φ330mm Blue)	2000 pcs /reel	2 reels /box	10 boxes /ctn	380*380mm	34*6*34cm	62*36*36.5cm	Leave at least 200mm of blank space at both ends
SLM4	Reel (φ330mm Blue)	1000 pcs /reel	2 reels /box	10 boxes /ctn	380*380mm	34*6*34cm	62*36*36.5cm	
SMD8	Reel (φ330mm Blue)	1000 pcs /reel	2 reels /box	10 boxes /ctn	380*380mm	34*6*34cm	62*36*36.5cm	

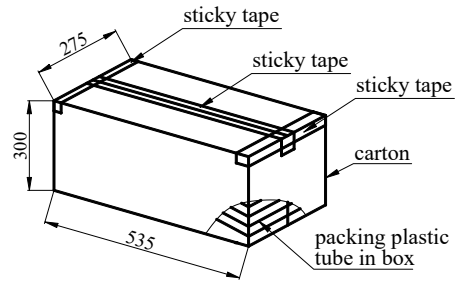
■ DIP4 条管包装 Tube

- 1) 每管数量: 100 只。
Qty/reel: 100 pcs.
- 2) 每箱数量: 50000 只。
Qty/ctn: 50000 pcs.
- 3) 内包装: 每盒 50 管。
Inner packing: 50 tubes/box.



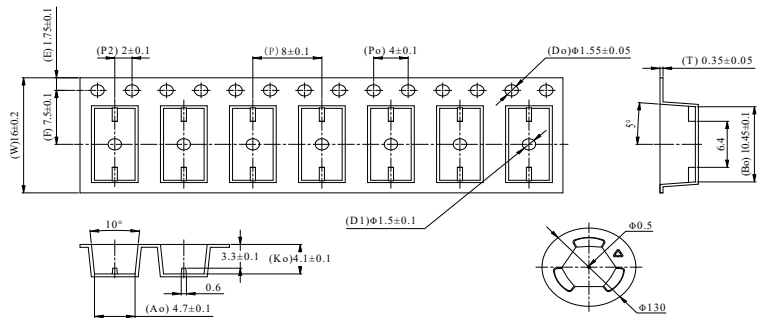
■ DIP8 条管包装 Tube

- 4) 每管数量: 45 只。
Qty/reel: 45 pcs.
- 5) 每箱数量: 22500 只。
Qty/ctn: 22500 pcs.
- 6) 内包装: 每盒 50 管。
Inner packing: 50 tubes/box.



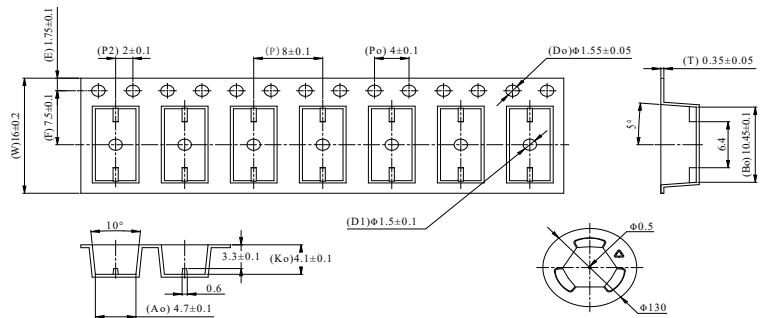
■ SMD4 编带包装 Tape & Reel

- 7) 每卷数量: 2000 只。
Qty/reel: 2000 pcs.
- 8) 每箱数量: 40000 只。
Qty/ctn: 40000 pcs.
- 9) 内包装: 每盒 2 盘。
Inner packing: 2 reels/box.
- 10) 示意图 Schematic:



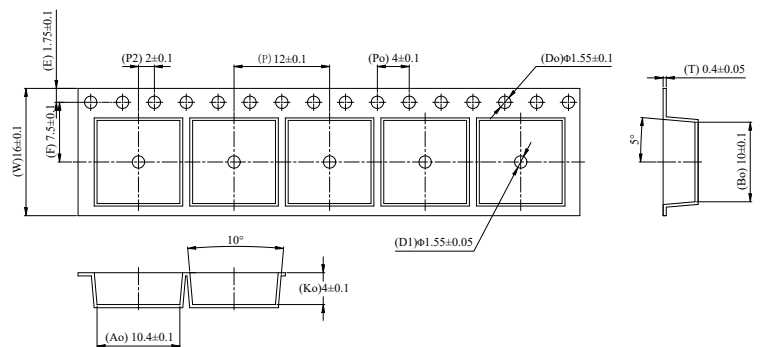
■ SLM4 编带包装 Tape & Reel

- 11) 每卷数量: 1000 只。
Qty/reel: 1000 pcs.
- 12) 每箱数量: 20000 只。
Qty/ctn: 20000 pcs.
- 13) 内包装: 每盒 2 盘。
Inner packing: 2 reels/box.
- 14) 示意图 Schematic:



■ SMD8 编带包装 Tape & Reel

- 15) 每卷数量: 1000 只。
Qty/reel: 1000 pcs.
- 16) 每箱数量: 20000 只。
Qty/ctn: 20000 pcs.
- 17) 内包装: 每盒 2 盘。
Inner packing: 2 reels/box.
- 18) 示意图 Schematic:



单位 Unit: mm

注意 Attention

- 群芯持续不断改进质量、可靠性、功能或设计，保留此文件更改的权利恕不另行通知。
QUNXIN continuously improve quality, reliability, function or design. We reserve the right to change this document without notice.
- 请遵守产品规格书使用，群芯不对使用时不符合产品规格书条件而导致的质量问题负责。
Please use in accordance with the product specification. QUNXIN is not responsible for the quality problems caused by non-compliance with the product specifications.
- 对于需要高可靠性或安全性的设备/装置需求，请联系我们的销售人员。
For equipment/devices where high reliability or safety is required, please contact our sales representatives.
- 当需要用于任何“特定”应用时，请咨询我们的销售人员。
When requiring a device for any “specific” application, please contact our sales in advice.
- 如对文件中表述的内容有疑问，欢迎联系我们。
If you have any questions about the contents of the document, please contact us.